

B.Braun Combined Spinal & Epidural Anesthesia

Important handling information:

- Do not fully tighten when connecting to epidural needle, because introduction of spinal needle would then be impossible.
- Set must not be used without docking system because of overlength of spinal needle and risk of dural perforation (spinal needles for docking system sets are 11mm longer than for regular sets)

Description	Art.Code 4050026
Components :	
Perican® epidural needle ϕ 1.3 mm, 18G x 3 1/2"	
Perifix® Loss-of-Resistance (LOR) syringe, Luer-Slip	
Perifix® epidural flat filter 0.2 mm	
Perifix® catheter connector	

Description	Needle ϕ (G)	Length (mm)	Needle ϕ (mm)	Length (inch)
Pencan®	27G	125.5	0.42	5"

The Aesculap Academy Guidance Center

Our guidance centers provide up to date and comprehensive training programs to doctors in the field of Peripheral Nerve blocks (PNB) & Pain Management using RA techniques.

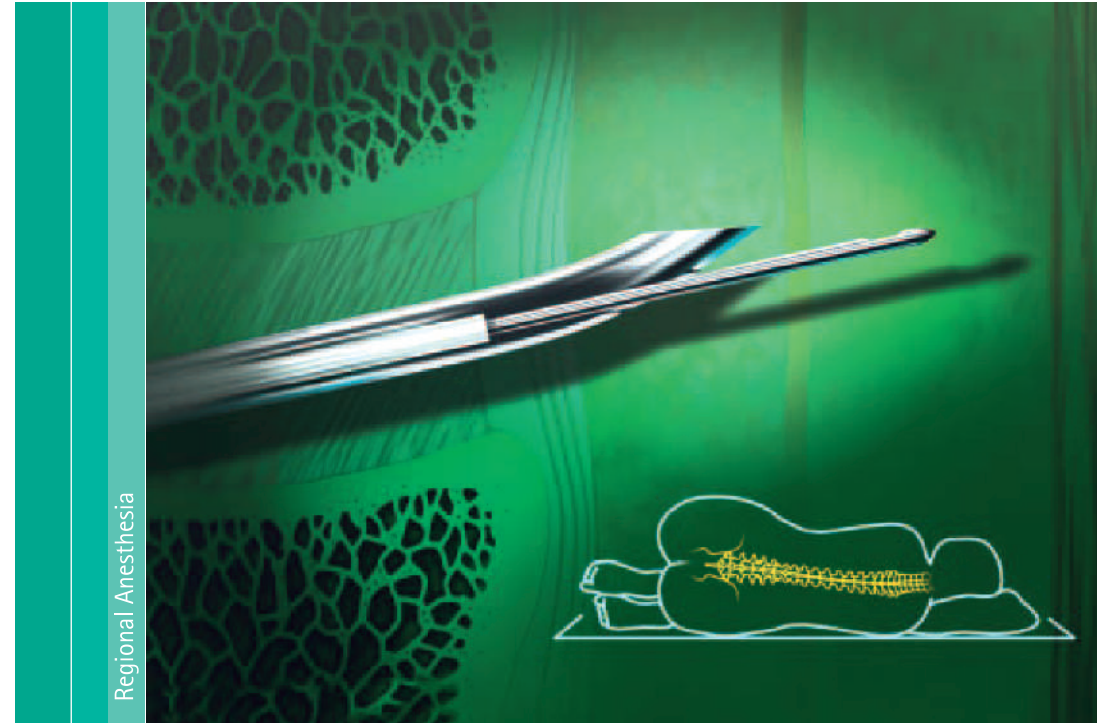
To download form , you can go to below mentioned link.
<http://www.aesculap-academy.com>

For any further detail you can visit our website - www.aamembersprivy.com
 Or you can contact the following : jagdishchandra.mody@bbraun.com
 contact no.: 022-66682161



Espocan®

Combined Spinal & Epidural Anesthesia



The Perfect Team

B. Braun Combined Spinal-Epidural Anesthesia

System for Combined Spinal - Epidural Anesthesia (CSE) combines the advantages of Spinal and epidural anaesthesia, the two major and well-established regional anaesthetic techniques, which are used extensively in surgery and pain relief. The conventional single interspace needle-through-needle approach was further improved by the development of a special Tuohy needle with an aperture (a back-eye) in the curved tip and a spinal needle with a plastic centering sleeve. This is the core of the perfect team of highest quality and well proven devices including Perifix® LOR syringe, epidural catheter, catheter connector as well as the Perifix® filter.


The perfect team you can always rely on.

User benefits

- Perfectly matching components for a safe procedure
- Back-eye in Tuohy needle for safe insertion of spinal needle
- Docking system for safe fixation of spinal needle
- Sleeved spinal needle for smooth exit through the
- Tuohy needle back-eye and optimal tactile feedback



The unique and patented centering sleeve assures that: The spinal needle passes directly through the back-eye




The back-eye in the curved tip of the Tuohy allows that:

The pencil point spinal needle passes straight through and there is no friction impairing the tactile feedback upon dural puncture. The hole left by the spinal needle in the dura is away from where the epidural catheter later strikes the dura.

The docking system

- Ensures safe and easy fixation of the spinal needle inside the Tuohy needle after successful dural puncture.
- Allows rotation of the spinal needle even in the fixed position.
- Avoids the difficult and uncomfortable finger grip to steady the spinal needle in position



Perifix® catheter



User benefits

- Perifix® Standard catheter
 - Excellent shaft stability and kink resistance while still flexible for easy placement and removal
 - Crystal clear for easy visualization of fluids

Perifix® epidural flat filter



User benefits

- Perifix® filter
 - Improved patient comfort and hygiene
 - Flexible fixation - no time wasted
- Perifix® connector
 - Safe catheter fixation
 - Easy to use ergonomic design
 - Clear feedback of action "click and ready"

Perifix® connector



Perifix® LOR syringe



User benefits

- Perifix® LOR
 - Easy-glide plunger with excellent glide characteristics
 - Parabolic graduation markings prevent confusion with conventional syringes
 - Latex-free