

Perifix® ONE

Excellent clinical experience

Perifix® ONE was tested in 12 countries. A total of 2055 Perifix® ONE catheters was rated under routine clinical conditions in comparison to the currently used epidural catheter.



User benefits


- High success rates and fewer complications, easy and safe to place Complete blocks through perfect spread
- Increased safety, no confusion with other infusion lines

B. Braun Regional Anesthesia –
 B. Braun Regional Anesthesia –
 eXpect more
 eXpect more

Perifix One Epidural Catheter Sets	Product Description	Needle Inch	Catheter Ø outer/inner/length (mm) (G)	Art Code
Complete Sets with LOR Syringe + Filter + Catheter + Needle	Perifix ONE 401	18 x 3¼"	0.85 / 0.45 / 1000 (20 G)	4514017 C
	Perifix ONE 402*	16 x 3¼"	1.05 8 / 0.60 / 1000 (19 G)	4514025 C
Pediatric complete sets	Perifix ONE Paed* G20	20 G x 2"	0.60 x 750 mm (24G)	2512014 C

* with Pin Pad

The outstanding regional anesthesia catheter



B. Braun Regional Anesthesia – eXpect more

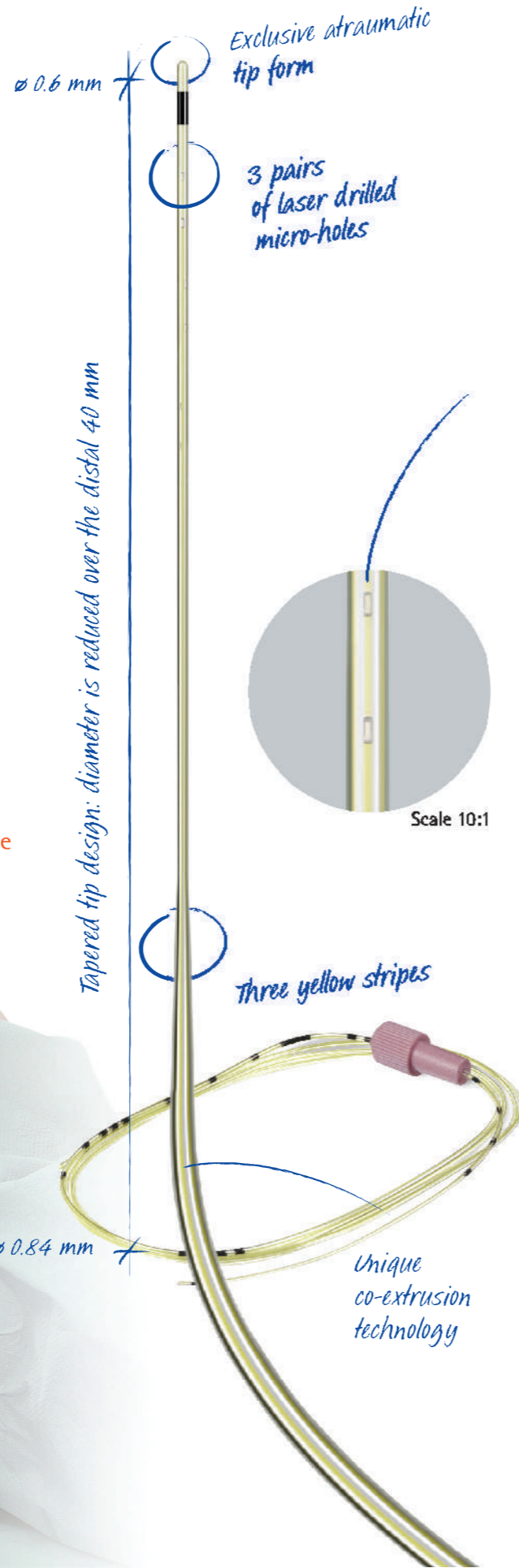
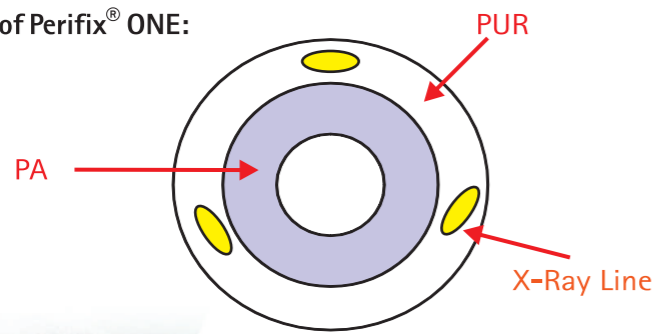
The number ONE is yellow

B. Braun has merged knowledge from several decades of experience in regional anesthesia catheter technology into a unique new product: Perifix® ONE. The innovative yellow Perifix® ONE stands for a distinct improvement in patient comfort as well as in safety and reliability of nerve blocks. This innovation is based on the novel tip configuration and leading edge extrusion technology of the catheter body.

The diagram impressively demonstrates the superiority of the unique Perifix® ONE concept and in particular its innovative tip design.

- The inner catheter tube is made out of a pure polyamide (PA) core, providing the needed stiffness for catheter insertion.
- The outer catheter tube is designed out of a polyurethane (PUR) surface which provides the necessary softness to the catheter for placement inside the body.
- **Atraumatic tip design-** The catheter tip is elongated & tapered up to 4cm & is of nicely rounded shape. This 4cm part of the catheter is more flexible than the shaft hence the pushing force does not reach the tip of the Perifix ONE catheter. Thus virtually no force is transmitted by the catheter tip to the dura while threading the catheter through the epidural needle

2-D illustration of Perifix® ONE:



■ **High success rates**

A tangibly easier and less traumatic catheter insertion is the most remarkable feature of Perifix® ONE. At the same time the risk of vessel damage and paresthesia is significantly reduced (see figures 1-3).

Perifix® ONE in lab ...



Fig. 1
There is minor deflection of the membrane (which mimics the dura) when the Perifix® ONE catheter is advanced.



Fig. 2
There is significant deflection of the membrane when a conventional catheter is advanced.

and in clinical practice

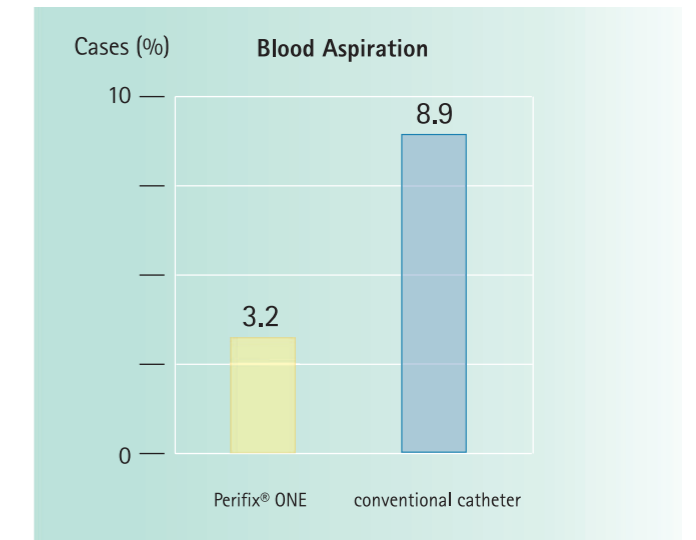
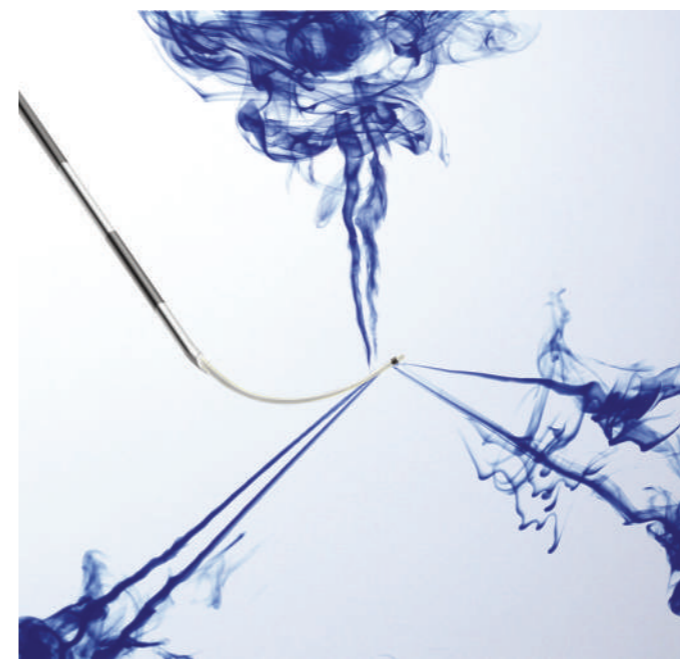


Fig. 3
The clinical trial comparing Perifix® ONE with a conventional Perifix® catheter demonstrates a 64% reduction of vascular cannulation (Fig. 3) and a 22% reduction in spontaneous paresthesia using Perifix® ONE.

■ **Complete blocks**

Three pairs of lateral micro-holes in an optimal spatial configuration are engineered using the latest laser technology. These microholes guarantee for a perfect spread of the anesthetic drug.



■ **Increased safety:**

Three yellow stripes clearly identify Perifix® ONE as a Regional Anesthesia line.

